

Checklist

Here's where you can list your quantities, colour, finish, location.

(if you are using this sheet digitally, click the product name to link to our web page for more information)

Match your style

Saturn OneTouch™



Saturn



Saturn Horizon



Saturn Zen



Iconic®



S8000 Series™ (Strato)



M8000 Series™ (Modena)



Metal Plate Series



Impress Push-Button



Classic C2000 Series



2000 Series



Pop up sockets



USB charging outlets



Energy efficiency and safety

Timer switch



Light dimmer



Indoor sensor



Sunset switch



Electric vehicle charging




Energy monitor




Life Is On


CLIPSAL
by Schneider Electric


Checklist (continued)

LED lighting
(White or Brushed chrome trim) 

Ceiling Sweep Fan 


Batten (Standard, slimline,
or weatherproof) 


Panel (Square 600mmx600mm or
rectangle 1200mmx300mm) 

Ceiling (Oyster) Light
(Dimmable or sensor version) 

Your safe home

Surge protection 


In and outdoor sensor 

Night walk sensor light 


Outdoor range 

Smoke alarm 


Safety socket 

Circuit protection 

It's home, just smarter

Iconic bluetooth 

NERO 

C-Bus home control 

Push by Schneider Electric 

Voice control 

Try the Smart Home quiz to see which package suits your lifestyle:

Room by room hints and notes

Kitchen

- Motion sensors for pantry
- Switch style options to match appliances/room design
- USB charging SmartShelf
- Four-way socket outlets
- Pop up socket for bench or pantry
- Twin Socket with 2x USB
- Downlights and/or provisions for decorative lighting (pendants)

Living / Family / Media Room

- Dimmers to set the scene (manual or automated/Bluetooth)
- Cable entry plate or connections for AV, PC, TV, HDMI, pay TV
- Surge protected outlets for electronics
- USB charging for phones, tablets and more
- Home automation – scene automation, blind control
- Voice control
- Timers for functionality and energy saving (fish tank)

Bedroom

- Lights, power, USB phone connections near the bed
- 2-way switching to connect lights from different locations
- Dimmers to set the scene (manual or automated)
- Sensors for kids'/guestrooms and walk in wardrobes
- Connections for AV, PC, TV, HDMI
- Smoke alarms (mandatory in QLD)
- Fan with wall controller

Hallway/Stairs

- Sensors for main lighting
- Sensors on a timer night circuit for low level lighting
- Backlit switches to locate in dark
- Smoke alarms interconnected for larger homes

Laundry

- Extra power outlets for iron/other appliances
- Waterproof switches in wet areas
- RCD socket outlets for retrofit renovations
- Sensors for lighting
- Timer for exhaust fan
- Motion sensor for lighting
- Power outlet in cupboard for cordless vacuum

Bathroom / En-suite

- Timers on towel rail and fans (manual or automated)
- Sensors for lighting
- Waterproof switches in wet areas
- Switches in vanity/draws/cabinets (for shavers, hair dryers, electric toothbrush)
- 3-in-1 heat, light, and fan exhaust (ducted/non-ducted)
- Downlights over vanity/mirror

Dining Room

- Dimmers to set the scene (manual or automated)
- Downlights and pendant lights on separate circuits
- Connections for phone, PC, TV, USB charging

Office / Study

- USB charging SmartShelf
- Connections for phone, AV, PC, TV HDMI and USB charging
- Surge protected outlets for electronics
- Connections for phone, AV, PC, TV, HDMI, and USB charging

Outside

- Weatherproof outdoor socket outlets for outdoor living spaces
- Sunset switches & motion sensors for security lighting
- LED flood lights for safety and efficiency
- Automated lighting scene for security
- Weatherproof switches for exterior lighting or appliances

Garage / Workshop

- Power sockets for garage door opener and appliances (e.g. fridge/freezer)
- Electric vehicle charger or prewiring provision
- Four-way socket outlets for work areas
- USB charging SmartShelf
- RCD socket outlets for retrofit renovations
- NBN enclosure/data cabinet
- 15Amp power outlet for workshop machinery
- Sensors for lighting

Selection guide

	Qty.	Saturn One Touch	Saturn	Saturn Zen™	Saturn Horizon	Metal Plate	Strato/Modena	Iconic®	C2000/2000	Weather-proof
SWITCHES										
Single switch		<input type="radio"/>	<input type="radio"/>	<input type="radio"/>	<input type="radio"/>	<input type="radio"/>	<input type="radio"/>	<input type="radio"/>	<input type="radio"/>	<input type="radio"/>
Double switch		<input type="radio"/>	<input type="radio"/>	<input type="radio"/>	<input type="radio"/>	<input type="radio"/>	<input type="radio"/>	<input type="radio"/>	<input type="radio"/>	<input type="radio"/>
Triple switch		<input type="radio"/>	<input type="radio"/>	<input type="radio"/>	<input type="radio"/>	<input type="radio"/>	<input type="radio"/>	<input type="radio"/>	<input type="radio"/>	<input type="radio"/>
Four switch		<input type="radio"/>	<input type="radio"/>	<input type="radio"/>	<input type="radio"/>	<input type="radio"/>	<input type="radio"/>	<input type="radio"/>	<input type="radio"/>	
Five switch		<input type="radio"/>	<input type="radio"/>	<input type="radio"/>	<input type="radio"/>	<input type="radio"/>	<input type="radio"/>	<input type="radio"/>	<input type="radio"/>	
Six switch		<input type="radio"/>	<input type="radio"/>	<input type="radio"/>	<input type="radio"/>	<input type="radio"/>	<input type="radio"/>	<input type="radio"/>	<input type="radio"/>	
Two way switches		<input type="radio"/>	<input type="radio"/>	<input type="radio"/>	<input type="radio"/>	<input type="radio"/>	<input type="radio"/>	<input type="radio"/>	<input type="radio"/>	<input type="radio"/>
Rotary dimmer		<input type="radio"/>	<input type="radio"/>	<input type="radio"/>	<input type="radio"/>	<input type="radio"/>	<input type="radio"/>	<input type="radio"/>	<input type="radio"/>	
Push button dimmer		<input type="radio"/>	<input type="radio"/>	<input type="radio"/>	<input type="radio"/>	<input type="radio"/>	<input type="radio"/>	<input type="radio"/>	<input type="radio"/>	
Fan speed controller		<input type="radio"/>	<input type="radio"/>	<input type="radio"/>	<input type="radio"/>	<input type="radio"/>	<input type="radio"/>	<input type="radio"/>	<input type="radio"/>	
Architrave single		<input type="radio"/>	<input type="radio"/>	<input type="radio"/>	<input type="radio"/>	<input type="radio"/>		<input type="radio"/>		
Architrave double		<input type="radio"/>	<input type="radio"/>	<input type="radio"/>	<input type="radio"/>	<input type="radio"/>	<input type="radio"/>	<input type="radio"/>	<input type="radio"/>	
Oven switch		<input type="radio"/>	<input type="radio"/>	<input type="radio"/>	<input type="radio"/>	<input type="radio"/>	<input type="radio"/>	<input type="radio"/>	<input type="radio"/>	
Rocker (toggle) switch						<input type="radio"/>	<input type="radio"/>	<input type="radio"/>	<input type="radio"/>	<input type="radio"/>
Sliding switch										<input type="radio"/>
Push button switch		<input type="radio"/>	<input type="radio"/>	<input type="radio"/>	<input type="radio"/>	<input type="radio"/>	<input type="radio"/>	<input type="radio"/>	<input type="radio"/>	<input type="radio"/>
Outdoor switches										<input type="radio"/>
SOCKETS										
Single vertical						<input type="radio"/>	<input type="radio"/>	<input type="radio"/>	<input type="radio"/>	<input type="radio"/>
Double vertical							<input type="radio"/>	<input type="radio"/>	<input type="radio"/>	
Single horizontal		<input type="radio"/>	<input type="radio"/>	<input type="radio"/>	<input type="radio"/>	<input type="radio"/>	<input type="radio"/>	<input type="radio"/>	<input type="radio"/>	<input type="radio"/>
Double horizontal		<input type="radio"/>	<input type="radio"/>	<input type="radio"/>	<input type="radio"/>	<input type="radio"/>	<input type="radio"/>	<input type="radio"/>	<input type="radio"/>	<input type="radio"/>
Double socket with USB		<input type="radio"/>	<input type="radio"/>	<input type="radio"/>	<input type="radio"/>			<input type="radio"/>		
Double socket with extra switch		<input type="radio"/>	<input type="radio"/>	<input type="radio"/>	<input type="radio"/>	<input type="radio"/>		<input type="radio"/>		<input type="radio"/>
Single socket with extra switch		<input type="radio"/>	<input type="radio"/>	<input type="radio"/>	<input type="radio"/>	<input type="radio"/>	<input type="radio"/>	<input type="radio"/>	<input type="radio"/>	
Quad socket horizontal			<input type="radio"/>	<input type="radio"/>	<input type="radio"/>			<input type="radio"/>	<input type="radio"/>	
Quad socket horizontal with 2 extra switches								<input type="radio"/>		
Quad socket horizontal with 2 USBs										
CONNECTIVITY & CONTROL										
USB shelf horizontal		<input type="radio"/>		<input type="radio"/>				<input type="radio"/>		
USB charger (1, 2, or 3 options)		<input type="radio"/>	<input type="radio"/>	<input type="radio"/>	<input type="radio"/>	<input type="radio"/>	<input type="radio"/>	<input type="radio"/>	<input type="radio"/>	
TV		<input type="radio"/>	<input type="radio"/>	<input type="radio"/>	<input type="radio"/>	<input type="radio"/>	<input type="radio"/>	<input type="radio"/>	<input type="radio"/>	
HDMI		<input type="radio"/>	<input type="radio"/>	<input type="radio"/>	<input type="radio"/>	<input type="radio"/>	<input type="radio"/>	<input type="radio"/>	<input type="radio"/>	
Data		<input type="radio"/>	<input type="radio"/>	<input type="radio"/>	<input type="radio"/>	<input type="radio"/>	<input type="radio"/>	<input type="radio"/>	<input type="radio"/>	
BLE Timer / Timeclock		<input type="radio"/>			<input type="radio"/>		<input type="radio"/>	<input type="radio"/>	<input type="radio"/>	
Plate mounted PIR sensor					<input type="radio"/>		<input type="radio"/>	<input type="radio"/>	<input type="radio"/>	
Safety Socket (RCD)					<input type="radio"/>		<input type="radio"/>	<input type="radio"/>	<input type="radio"/>	
Surge Protection					<input type="radio"/>		<input type="radio"/>		<input type="radio"/>	
BLE switch								<input type="radio"/>		
BLE dimmer								<input type="radio"/>		
C-Bus compatible			<input type="radio"/>	<input type="radio"/>					<input type="radio"/>	
C-Bus eDLT (Dynamic Label Technology)			<input type="radio"/>	<input type="radio"/>						

This is a summary reference guide for common household items. Each range contains other product options and functionality. Where some functionality is not showing as available, there are potentially other products that can provide a similar solution. For example motion sensors, timers, and safety switches. Please talk to our team or an electrician for further information. Products are subject to availability and may vary from what is listed.

Life Is On

CLIPSAL
by Schneider Electric